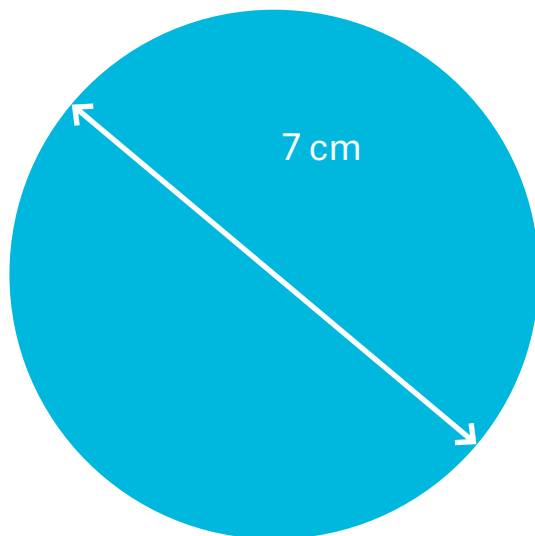
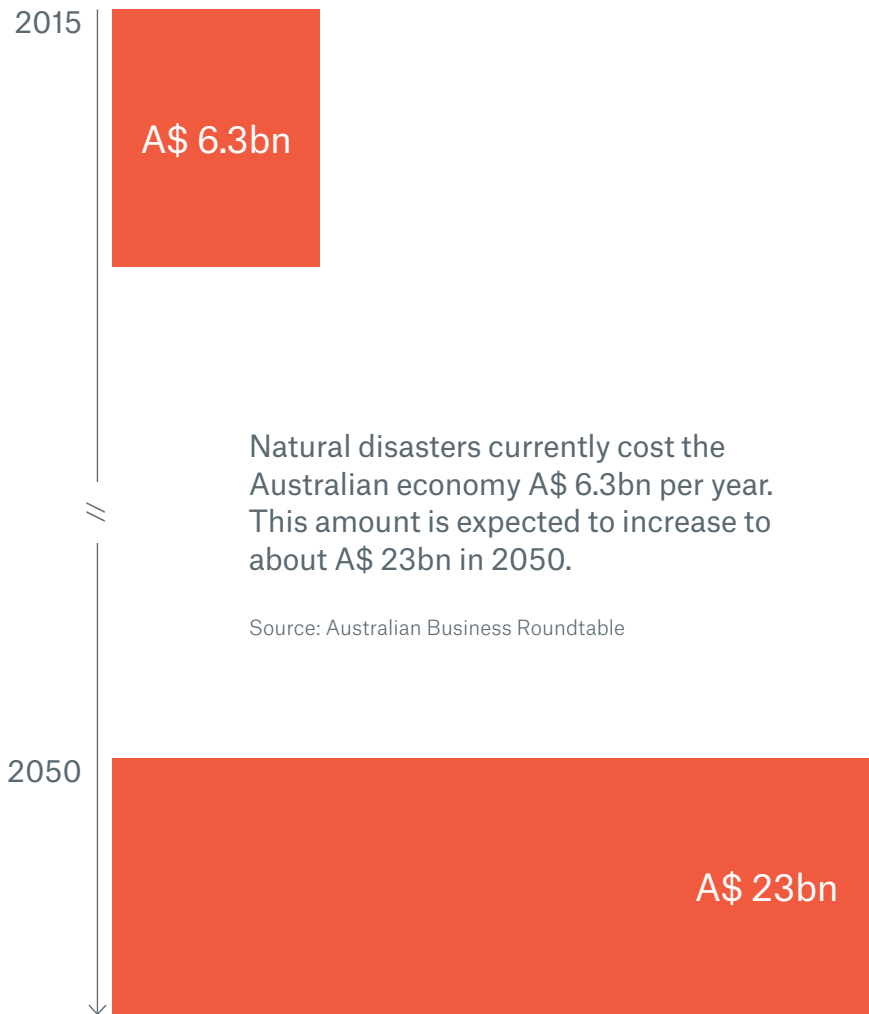


Facts and figures



80% of the insured people affected by the Black Saturday Victorian Fires in 2009 were underinsured.



The Sydney hailstorm of 1999 produced hailstones the size of cricket balls.

Exclusive online content

More facts from our Munich Re NatCatSERVICE: www.munichre.com/ausnz/natcatservice



Losses (CPI-adjusted in A\$ m)

The 5 most significant loss events in Australia 1980–2015



Hailstorm
14.4.1999
New South Wales



Floods, flash floods
10–14.1.2011
Queensland



Earthquake
28.12.1989
New South Wales



Cyclone Yasi
2–7.2.2011
Queensland



Floods
11–18.2.2008
Queensland

Source: Munich Re NatCatSERVICE

Losses (CPI-adjusted in A\$ m)


The 5 most significant loss events in New Zealand 1980–2015



Earthquake
22.2.2011
South Island



Earthquake
4.9.2010
Canterbury



Earthquake
13.6.2011
South Island



Earthquake
2.3.1987
North Island



Flood
27–29.1.1984
Invercargill

Raising the Warragamba Dam wall by 23 metres would reduce annualised average flood costs by around three quarters.

Source: Australian Business Roundtable