

Image Getty Images/Stop

Shaping change in insurance

Balance sheet press conference 2017

Munich, 15 March 2017

Munich RE 

1	Shaping change in insurance	Nikolaus von Bomhard	2
2	Group Finance	Jörg Schneider	11
3	ERGO	Markus Rieß	17
4	Reinsurance	Torsten Jeworrek	29
5	Outlook	Nikolaus von Bomhard	37

Strategic keystones laying foundation for Munich Re's good positioning



Munich Re delivers financial stability



IFRS net income
€2.6bn
Meeting guidance

HGB result
€3.4bn
Safeguards
capital repatriation

Solvency II ratio
267%
Well above
target capitalisation

Dividend per share¹
€8.60
▲ +4.2%

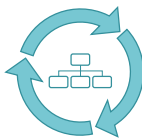
¹ Subject to approval of AGM.

Seizing long-term opportunities while managing short-term pressure



Changing competitive landscape

- Emergence of new players and business models
- Proliferation of “alternative” capital
- Transformation of traditional value chain



GOAL
Agile business model

Digitalisation

- New technologies and partnerships
- Dramatically enhanced availability of data and analysis tools
- Changing customer expectations

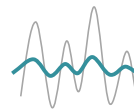


Source: Shutterstock [M]

GOAL
Fostering innovation

Macroeconomic/political risks

- Persistently low interest rates
- Reflation
- Global political uncertainty



GOAL
Dampening volatility

Strong balance sheet supports sound profitability



Strong capitalisation
according to all metrics

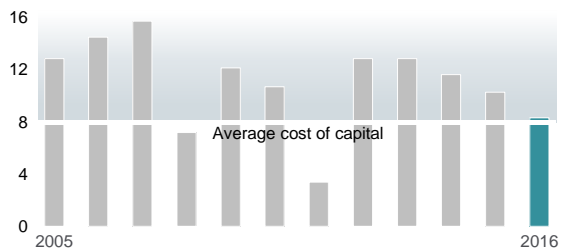


Rock-solid
reserving position



€28bn
unrealised investment gains¹

RoE exceeds cost of capital



~10.7% > **~8%**

12-year average RoE

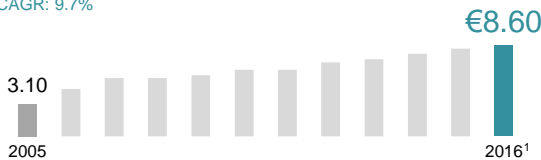
Average cost of capital

Attractive shareholder returns

Further dividend increase, continuation of share buy-back

Continuous growth of dividend per share

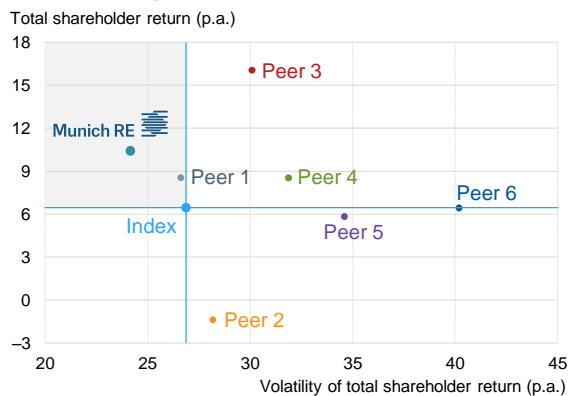
CAGR: 9.7%



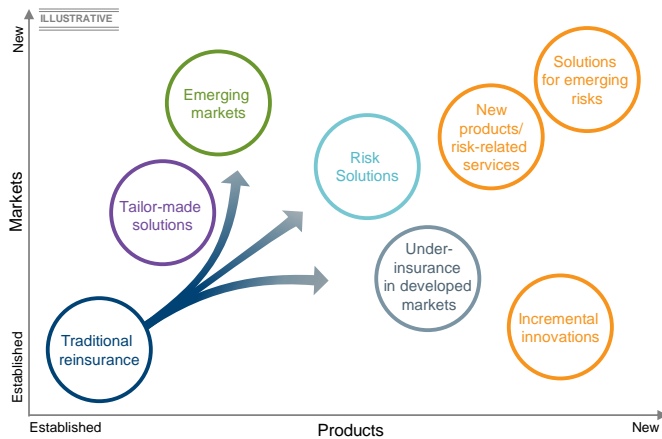
>€23bn
Total pay-out since 2005
(dividend and share buy-back)

74 million > **50.9 million**
Shares repurchased since 2006 Shares issued in 2003
(capital increase)

Outperforming major peers and insurance index²



Reinsurance – Well positioned to manage the current market environment and drive innovative solutions



Traditional reinsurance
Successfully managing the soft cycle



Risk Solutions
Continuous growth in specialty and niche business



Innovation
Steady expansion of innovative products/solutions



1 Gross premiums written as at 31.12.2016. 2 Life (traditional and strategic initiatives): €10bn, traditional P-C: €13bn. 3 Management view, not comparable with IFRS reporting. 4 Munich Re (Group); indirect effects on traditional business not included.

ERGO – Turnaround initiated, well on track to become a significant earnings contributor


ERGO Strategy Programme/International Strategy



Fit
Leaner and more efficient structures

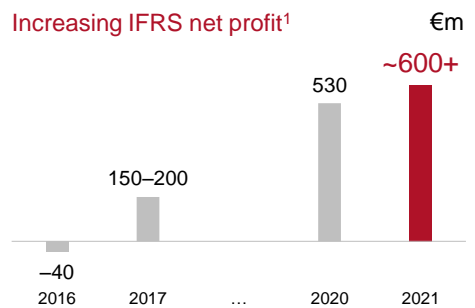


Digital
Transforming the business model



Successful!
Convincing solutions, committed to profitable growth

Increasing IFRS net profit¹



1 From 2017, figures include primary insurance business of Munich Health.

Innovation – Munich Re establishing a strong position to tap opportunities – Focus on tangible business impact

Munich Re has successfully laid the groundwork ...

Innovation strategy

- Defined innovation areas
- Corporate venturing and partnering
- Innovation infrastructure

Group-wide approach

- Intensive know-how and resource sharing
- Joint business development

Leveraging core competencies

- Data analysis
- Agile IT
- Cooperation models

... to seize opportunities from digitalisation

Business model

- Provide digital infrastructure
- Digitalise insurance offerings
- Improve process efficiency

Products/services

- Improve customer experience
- Expand offering for online customers (e.g. “nexible”)
- Customised products and tailor-made solutions
- Foster customer-centric support

Group Finance

2

2016 net result meets annual guidance



Munich Re (Group)

2016 (Q4 2016)

Net result

€2,581m (Q4: €486m)

Sound underlying performance without dilution of strong balance sheet – investments in ERGO strategy programme and FX gains

Return on investment¹

3.2% (Q4: 2.7%)

Solid return given low interest rates – prudent asset liability management once again proved beneficial

Shareholders' equity

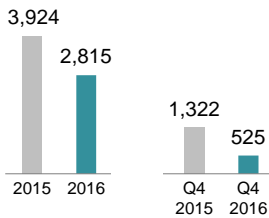
€31.8bn (–1.8% vs. 30.9.)

Strong capitalisation according to all metrics

¹ Annualised.

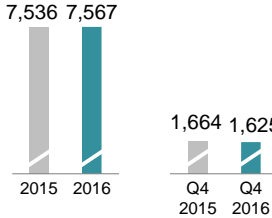
Technical result

€m



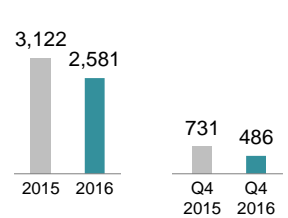
Investment result

€m



Net result

€m



Reinsurance

Life: Technical result €487m (Q4: €169m)

P-C:
Combined ratio 95.7% (Q4: 101.9%)
Major-loss ratio 9.1% (Q4: 14.8%)

ERGO

L/H Germany:
Result impacted technical one-offs

P-C:
Combined ratio 97.0% (Q4: 100.0%)
International:
Combined ratio 99.0% (Q4: 100.4%)

Munich Health

Reinsurance:
Combined ratio 99.5% (Q4: 95.4%)

Primary insurance:
Combined ratio 94.2% (Q4: 98.8%)

Balance sheet press conference 2017

IFRS capital position



Equity

€m

Equity 31.12.2015	30,966		Change Q4
Consolidated result	2,581		486
Changes			
Dividend	-1,329		–
Unrealised gains/losses	265		-2,049
Exchange rates	345		910
Share buy-backs	-971		-260
Other	-71		344
Equity 31.12.2016	31,785		-570

Unrealised gains/losses

Fixed-interest securities
2016: –€37m Q4: –€2,390m

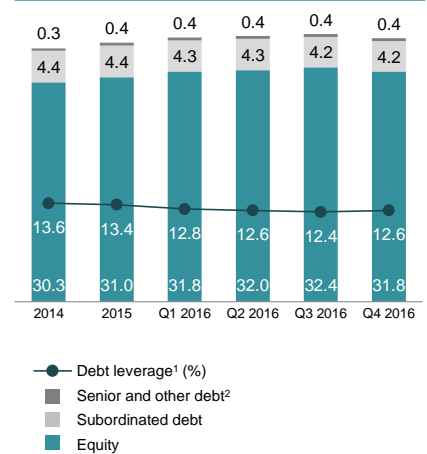
Non-fixed-interest securities
2016: +€304m Q4: +€335m

Exchange rates

FX effect mainly driven by US\$

Capitalisation

€bn



¹ Strategic debt (senior, subordinated and other debt) divided by total capital (strategic debt + equity). ² Other debt includes Munich Re bank borrowings and other strategic debt.

Balance sheet press conference 2017

High Solvency II ratio

Munich Re actions

>220%: Above target capitalisation

- Capital repatriation
- Increased risk-taking
- Holding excess capital to meet external constraints

175% – 220%: Target capitalisation

- Optimum level of capitalisation

140% – 175%: Below target capitalisation

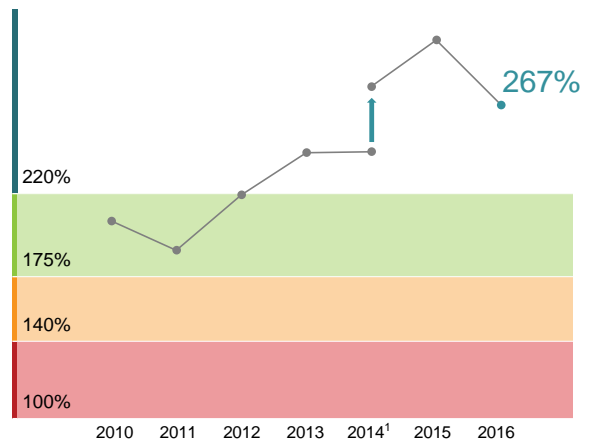
- Tolerate (management decision) or
- If necessary, take management action (e.g. risk transfer, scaling-down of activities; raising of hybrid capital)

<140%: Sub-optimal capitalisation

- Take risk-management action (e.g. risk transfer, scaling-down of activities; raising of hybrid capital) or
- In exceptional cases, tolerate situation (management decision)

SII ratio

%



¹ Transition into SII metric.

Well diversified investment portfolio

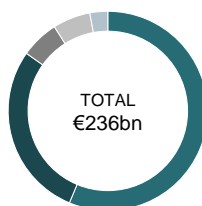
Investment portfolio¹

%

Land and buildings
2.9 (2.9)

Fixed-interest securities
56.3 (55.7)

Shares, equity funds and participating interests²
6.1 (5.2)



Miscellaneous³
6.2 (7.5)

Loans
28.5 (28.7)

Portfolio management in Q4

- Ongoing geographic diversification
- Slight decrease in corporate bonds
- Reduction of cash and bank bonds
- Increase of net equity exposure to 5.0%
- Increase of asset duration in reinsurance

¹ Fair values as at 31.12.2016 (31.12.2015). ² Net of hedges: 5.0% (4.8%). ³ Deposits retained on assumed reinsurance, deposits with banks, investment funds (excl. equities), derivatives and investments in renewable energies and gold.

Investment result

Investment result (€m)	2016	Return ¹	2015	Return ¹
Regular income	6,663	2.8%	7,370	3.1%
Write-ups/write-downs	-400	-0.2%	-754	-0.3%
Disposal gains/losses	2,603	1.1%	2,693	1.1%
Derivatives ²	-713	-0.3%	-1,226	-0.5%
Other income/expenses	-586	-0.2%	-548	-0.2%
Investment result	7,567	3.2%	7,536	3.2%
Total return		4.3%		0.9%

2016	Write-ups/ write-downs	Disposal gains/losses	Derivatives
Fixed income ³	-23	2,263	70
Equities	-323	440	-777
Commodities/Inflation	27		-2
Other	-69	-99	4

¹ Annualised return on quarterly weighted investments (market values) in %. ² Result from derivatives without regular income and other income/expenses.
³ Thereof interest-rate hedging ERGO: Q4 2016 (-€261m gross/-€34m net) and 2016 (€233m gross/€25m net).

Balance sheet press conference 2017

16

ERGO

3

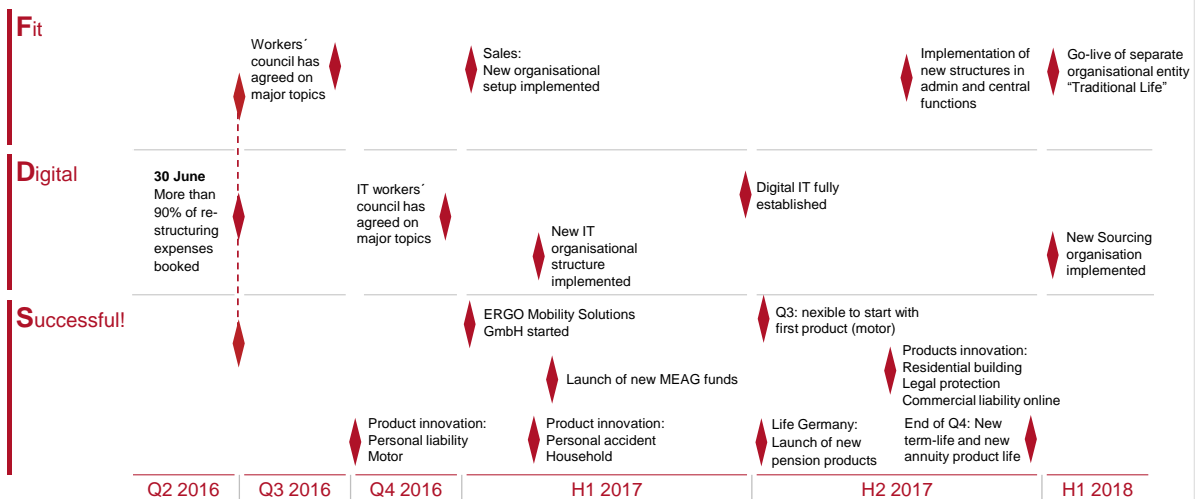
ERGO Strategy Programme (ESP) fully on track seven months after announcement

ESP guidance as at 1 June 2016

	Actual 2016	2016	2017	2020
Total premiums ¹	13,202	13,180	–	13,460
Net profit	–40	Slightly negative	130	–450
Investments ² (net)	–247	–302	–259	–1,008 ³
Total cost savings (net)	30	30	96 ³	279 ³
Combined ratio P-C Germany	97.0	98	99	92

¹ L/H Germany, P-C Germany. ² Including restructuring expenses. ³ Accumulated.

ESP – Timeline



Life and Health Germany – Status 2016

Gross premiums written

€9.2bn

Successful launch of new risk-type product ("Solo-BU") – 24,000 policies sold
 Discontinuation of traditional life
 Positive development in supplementary health

Net result

€114m

Above expectation, given restructuring expenses
 Exceptionally high technical result in Q4

ROI

3.6%

High investment result – Positive contribution from derivatives and disposal gains offset lower regular income

Property-casualty Germany – Status 2016

Gross premiums written

€3.2bn

Profitable growth in almost all lines of business
 Product innovations – Launch of cyber protection

Net result

–€72m

Impacted by strategic investments and restructuring charges – In line with expectations

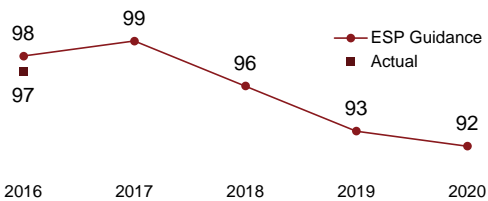
Combined ratio

97.0%

Better than ESP¹ guidance (–1%-pt.)
 Strategic investments impacted combined ratio ~1%-pt.
 Confidence level of reserves increased

Property-casualty Germany – Attractive portfolio for customers, consistent cost reduction

P-C Germany – Combined ratio



Product innovations

- Launch of new cyber product in 2016
- Start of new modular product concept in H2 2016 (motor and private liability)
- Further products consistent in look and feel (e.g. personal accident, household contents, homeowners' insurance) will follow in 2017

- P-C Germany to maintain and strengthen balanced portfolio
- Significant cost reduction in the medium term – improvement of expense ratio as main driver of higher profitability

International – Status 2016

P-C – Gross premiums written

€2.5bn

Strong new business growth,
driven by Poland

Life – Gross premiums written

€1.2bn

De-risking classical life business –
Italy, Belgium

P-C – Combined ratio

99.0%

Improvement in Poland –
Recovering results and reduction
of losses in UK and Turkey

Net result














–€82m

Restructuring of Belgian
life entity planned
Several one-offs, e.g. goodwill
impairment, strategic investments

International strategy embedded in ERGO Strategy Programme (ESP) to achieve ambitious goals

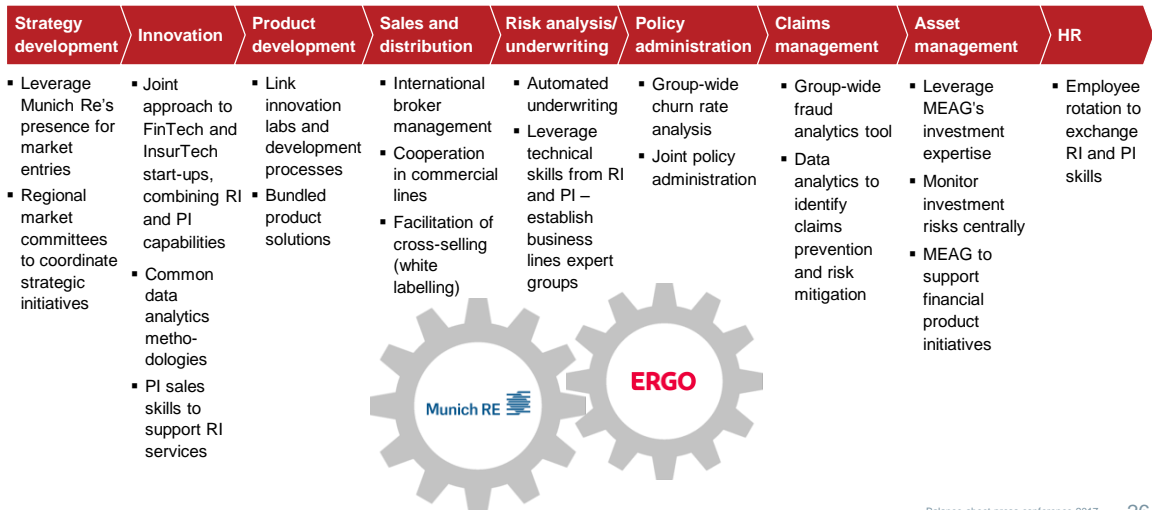
Fit	Digital	Successful!
<p>Governance</p> <ul style="list-style-type: none"> Central steering with dedicated responsibilities <p>Portfolio</p> <ul style="list-style-type: none"> Foster strong market positions Establish efficient global business models Exploit growth market exposure <p style="text-align: center;">Establishing leaner and more effective structures to ensure swift execution</p>	<p>Best practice exchange</p> <ul style="list-style-type: none"> Interregional transfer of capabilities, e.g. implementation of adapted iMonitor from Poland in Turkey <p>Regional cooperation</p> <ul style="list-style-type: none"> Integration of back offices, e.g. in Baltics and Poland <p>Accelerated innovation</p> <ul style="list-style-type: none"> Digital delivery, e.g. via omni-channel communication to customers in India <p style="text-align: center;">Laying the foundations for transforming the business model</p>	<p>Interlocked business model reinsurance/primary insurance</p> <ul style="list-style-type: none"> Identify value drivers in an interlocked business model between ERGO entities and MR <p>Commercial business</p> <ul style="list-style-type: none"> Strengthen commercial business internationally <p>Pure digital player</p> <ul style="list-style-type: none"> Roll-out of nexible in attractive markets <p style="text-align: center;">Committing to profitable growth</p>
<p>Munich Health primary insurance business to be managed by ERGO in 2017</p>		

ERGO International portfolio focuses on three pillars

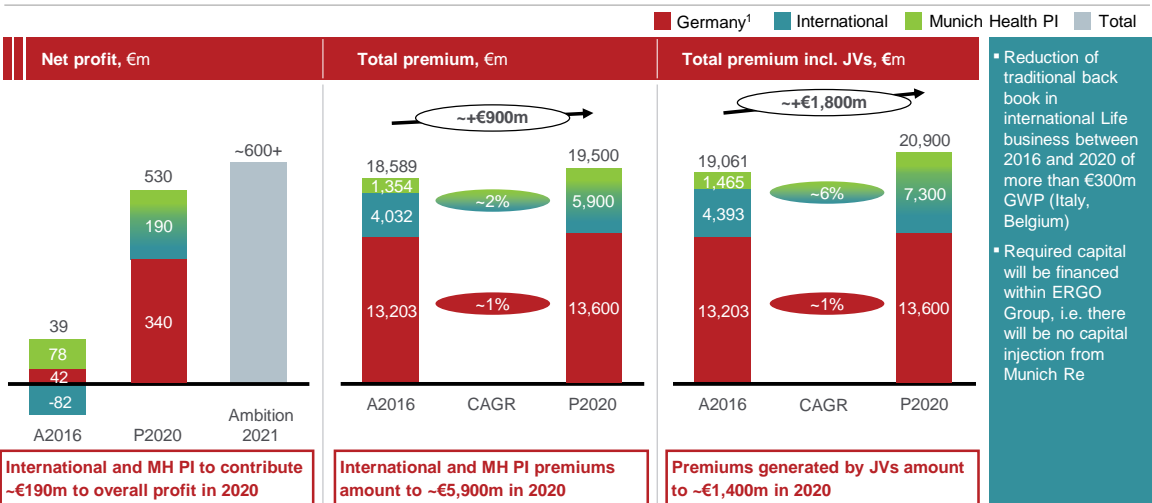
Strong presence in selected developed markets				Specialised global business expertise		Promising exposure in prioritised growth markets			
Country	GWP 2016 €m	Focus segment	Market position ⁵	Existing global businesses ²	GWP 2016 €m	JVs	GWP ³ 2016 €m	Segment	Expected CAGR 2016-20, %
 Poland	1,178	Non-life	2 14%	 Legal protection Market presence in 18 countries	1,146 ⁶	 China	25	Life	70
 Austria	627	Life	4 9%	 Travel Market presence in 24 countries	452 ⁷	 India ⁴	270	Non-life	21
 Baltics	206	Non-life	3 5%	Launch new global businesses		 Vietnam	11	Non-life	16
 Greece ¹	194	Non-life	1 8%	 Pure Digital Player		 Thailand	21	Non-life	8
				 Mobility Solutions		Subsidiaries			
						 Turkey	249	Non-life	10
Leverage existing scale to strengthen organic growth				Efficient management and expansion of global businesses		Capture opportunities in growth markets			

1 ATE acquisition effective 1 June 2016; hence, only half year of ATE premium included. 2 Respective German and international business; D.A.S. including Italian JV. 3 ERGO share. 4 Step-up during 2016; premiums based on average share during the year. 5 In focus segment. 6 Thereof German LPI business: €401m. 7 Thereof German travel business: €182m. Balance sheet press conference 2017 25

ESP facilitates an interlocked business model between primary insurance and reinsurance



International business to contribute substantially to ERGO's results by 2020



1 Includes segments "Life and Health Germany" as well as "Property-casualty Germany", hence including German share of LPI business as well as German and international travel business.

Reinsurance

4

Reinsurance – Financials 2016

Strong 2016 result at the upper end of guidance – Reinsurance P-C remains profitable core of our business

Munich RE 

P-C – Gross premiums written

€17.8bn

Active cycle and
portfolio management

P-C – Net result

€2.0bn

Strong technical result

Life – Gross premiums written

€10.0bn

Reduction of one large deal,
increasing contribution from initiatives

P-C – Combined ratio

95.7%

Below average
major loss activity

P-C – Reserve releases

5.5%

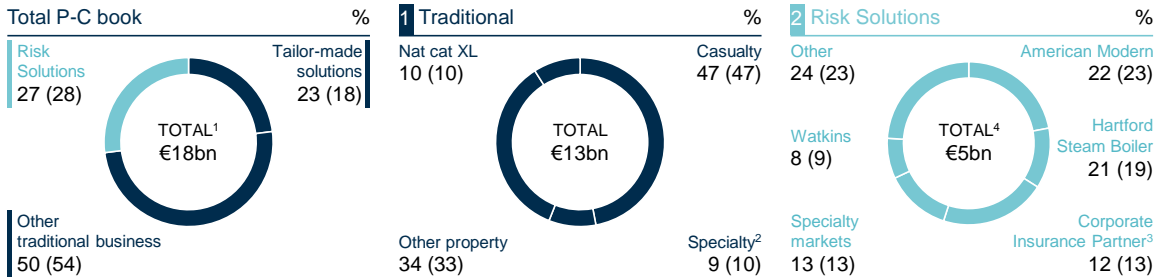
At least preserved
confidence level

Life – Net result

€459m

Sound result
contribution

Traditional book and Risk Solutions complement each other and provide diversification



- Demand for tailor-made solutions compensates for the reduction in other traditional business
- Risk Solutions an important pillar for top-line contribution

- Well-balanced traditional portfolio
- Slight shift from specialty lines to other property

- Dominated by US business – More than 50%
- HSB top-line growth driven by new innovative products

Well balanced portfolio from a regional and line of business perspective

¹ Gross premiums written property-casualty reinsurance as at 31.12.2016 (31.12.2015). ² Aviation, marine and credit. ³ Part of Special and Financial Risks providing solutions for large corporate clients. ⁴ Management view with rounded figures, not comparable with IFRS reporting.

Resilient January renewals – Client-centric approach pays off

Market developments

- Abundant reinsurance capital, but signs of price stabilisation
- Flattening alternative capital growth
- Continued tiering – increasing discipline for Tier 1 reinsurers
- Hardly any pressure on wordings

January renewals

Price change

-0.5%

Decline slowed down further

Exposure change

-4.4%

Cycle management reduction mitigated by new business opportunities

Munich Re

- Well positioned to counter-balance regional rate differences and flexibly shape the portfolio
- Scale and financial strength provide competitive advantage
- Value proposition as strategic partner strongly valued
- Tailor-made solutions meet client demand

Best-in-class solutions in mature markets – Dynamic growth and opportunities in emerging markets

Structured, holistic 3-year programme for regional US client

First foreign reinsurer to establish branch in India – Highly dynamic insurance market

Flood Re: One of Europe's largest natural hazard RI programmes

Nat cat schemes to mitigate extreme weather events

National Flood Insurance Program (NFIP) in the US



Rating solution South Africa
Sovereign rating-triggered transaction for regional player

Northern Marmara Motorway – world's longest suspension bridge

Product development for digital business models in Asia together with insurers and internet giants

Sample deals/opportunities

Munich Re fosters innovation throughout the global organisation – Strong focus on tangible business impact

Significant focus on innovation ...

... with significant impact on business already today

Innovation infrastructure


- Innovation scouting
- Innovation labs
- Ideation
- Corporate partnering

Innovation areas

- 1 New (re)insurance products
- 2 New business models
- 3 New clients and demands
- 4 New risk-related services

Innovation enabler

- Data analytics
- Agile IT
- Collaboration



▪ Innovation-related business already generating premium volume of

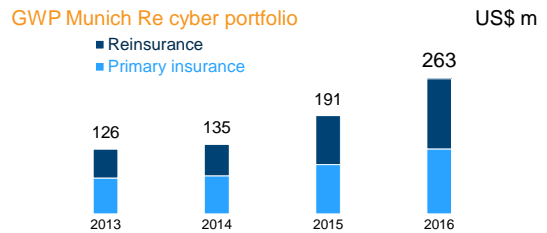
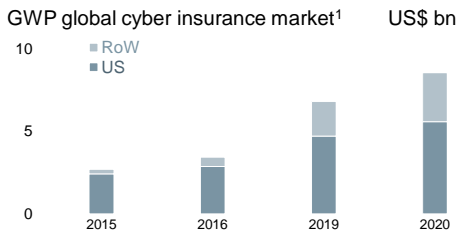
€650m¹

- Risk carrier for established and new (digital) insurance and non-insurance companies
- Provider of integrated risk services (e.g. sensor-based)
- Tailored risk solutions and white-label products
- Data analytics-based services

¹ Munich Re (Group); indirect effects on traditional business not included.

Strong long-term growth in cyber (re)insurance expected – Munich Re with leading-edge expertise and market presence

1 New (re)insurance products



Reinsurance: First mover and global market leader

- Dynamic growth through joint projects with cedents
- Steady growth in the US
- Strong accumulation models

Primary insurance: Specialised single-risk taker

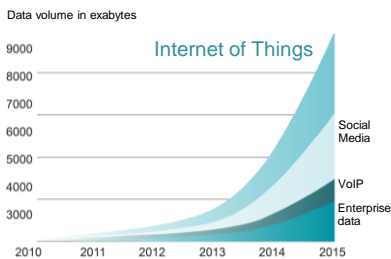
- Hartford Steam Boiler: Established player in US for SMEs and individuals
- Corporate Insurance Partner: Focus on larger corporate clients – Cooperation with IT providers and Beazley

¹ Estimates based on different external sources (Marsh & McLennan, Barbican Insurance, Allianz).

Focus areas: Internet of Things (IoT), corporate partnering and data analytics

2 New business models

IoT is expected to disrupt the (re)insurance industry – Munich Re well positioned



Source: "IDC's Worldwide Internet of Things Taxonomy, 2015" IDC, May 2015.

3 New clients and demands

Digital Partners – Partnering with start-ups to digitalise insurance

Digital distribution
Making insurance like the rest of the internet

For example:

Digital economy
Insuring the sharing and gig economies

For example:

Digital data
Using new sources of data to price risk better

For example:

4 New risk-related services

Most advanced data analytics platform



Early Loss Detection System



Digital Risk Management Platform



Sales analytics

Outlook

5

Outlook 2017

Munich RE 

Group

Gross premiums written

€48–50bn

Net result

€2.0–2.4bn

Return on investment

~3%

Reinsurance

Gross premiums written

€31–33bn

Net result

€1.8–2.2bn

Combined ratio¹

~97%

ERGO

Gross premiums written

€17–17.5bn

Net result

€150–200m

Combined ratio

~99% ~98%
Germany International

¹ -100% on a normalised basis (12%-pts. major losses, 4%-pts. reserve releases). Expectation for reserve releases in 2017 -6%.

This presentation contains forward-looking statements that are based on current assumptions and forecasts of the management of Munich Re. Known and unknown risks, uncertainties and other factors could lead to material differences between the forward-looking statements given here and the actual development, in particular the results, financial situation and performance of our Company. The Company assumes no liability to update these forward-looking statements or to make them conform to future events or developments.